



FLEXUS

FLEXUS data sheet

Self-aligned manifolds

Contents

DESCRIPTION	3
ADVANTAGES	3
FIELDS OF APPLICATION	4
DESTINATION LABELS	4
DOUBLE O-RING SEAL	4
6200.E7 - 6300.E7: COMPONENTS AND MATERIALS	5
6200.E7-6300.E7: SCREW COMPONENTS AND MATERIALS	6
6200.R6: COMPONENTS AND MATERIALS	7
6200.E7: CONNECTION GUIDE	8
6200.R6: CONNECTION GUIDE	10
6300.E7: CONNECTION GUIDE	12
CERTIFICATIONS	14
REGULATIONS	14
ASSEMBLY INSTRUCTIONS	15
DIMENSIONS 6200.E7	16
DIMENSIONS 6200.R6	18
DIMENSIONI 6300.E7	19

Self-aligned manifolds



FLEXUS

DESCRIPTION





FLEXUS manifolds are suitable for heating and sanitary water distribution. Self-aligning grants the aligning of the coupled manifolds without using any additional means, such as teflon tape or hemp. They are available with screws (6200 and 6300) or with mini valves (6200.R6).

Flexus manifolds are suitable for sanitary, heating and cooling installations. Their configuration allows the realization of hot and/or cold circuits in parallel.

ADVANTAGES

- Self-aligning granting the correct and quick aligning of the coupled manifolds
- Constant center distance
- Perfectly tight: thanks to the O-Ring the coupling is tight without using any additional means, such as Teflon tape or hemp, for a faster installation
- No need to use hemp or other sealants
- Suitable for drinking water
- Product traceability guaranteed by the date stamped on the body of the manifold (only for 6200.E7)
- Reinforced collar
- Raw materials complying with UBA LIST
- Suitable for plastic, metal and metal-plastic pipes
- Available with screws and mini valves
- Double O-Ring seal for improved tightness
- Encumbrances reduction

FIELDS OF APPLICATION

APPLICATIONS	T. min.	T. max	T.of the system	Max. pressure
 drinking water	-20°C	+120°C	-20°C +95°C	10 bar
 hot sanitary water	-20°C	+120°C	-20°C +95°C	10 bar
 cooling	-20°C	+120°C	-20°C +95°C	10 bar
 radiators	-20°C	+120°C	-20°C +95°C	10 bar

-20°C: only with antifreeze liquid (glycol) in % max of 30%

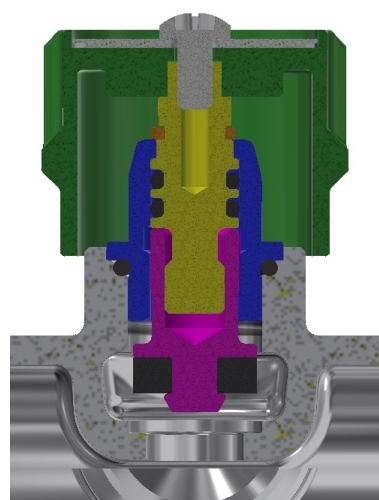
DESTINATION LABELS

Flexus manifolds are supplied with hot/cold water (red/blue) and zone of use identification labels.

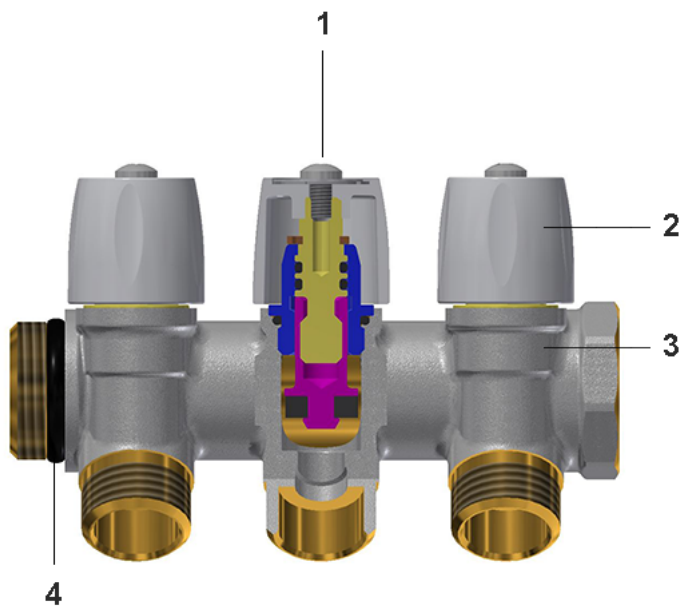






DOUBLE O-RING SEAL

FLEXUS manifolds are characterised by the presence of a double O-ring seal, which guarantees an increased hydraulic seal.

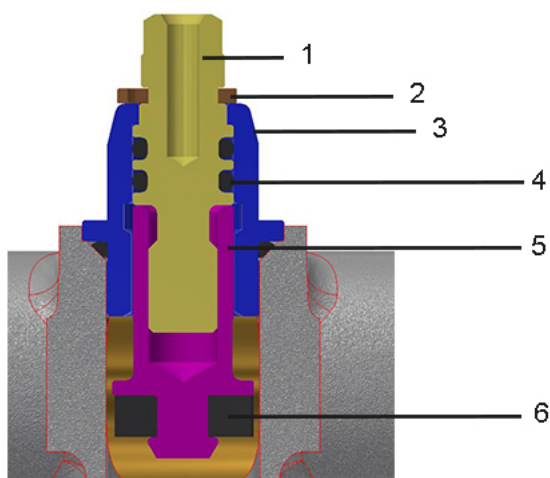








6200.E7 - 6300.E7: COMPONENTS AND MATERIALS



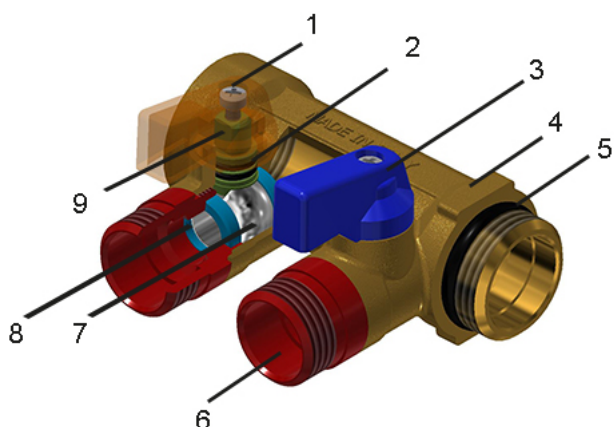
LEGEND		COMPONENTS	MATERIALS
	1	Screw	Steel CB4F
	2	Knob	ABS
	3	Body	Brass CW617N - UNI EN 12165
	4	Self-seal O-Ring	Elastomer for drinking water










6200.E7-6300.E7: SCREW COMPONENTS AND MATERIALS



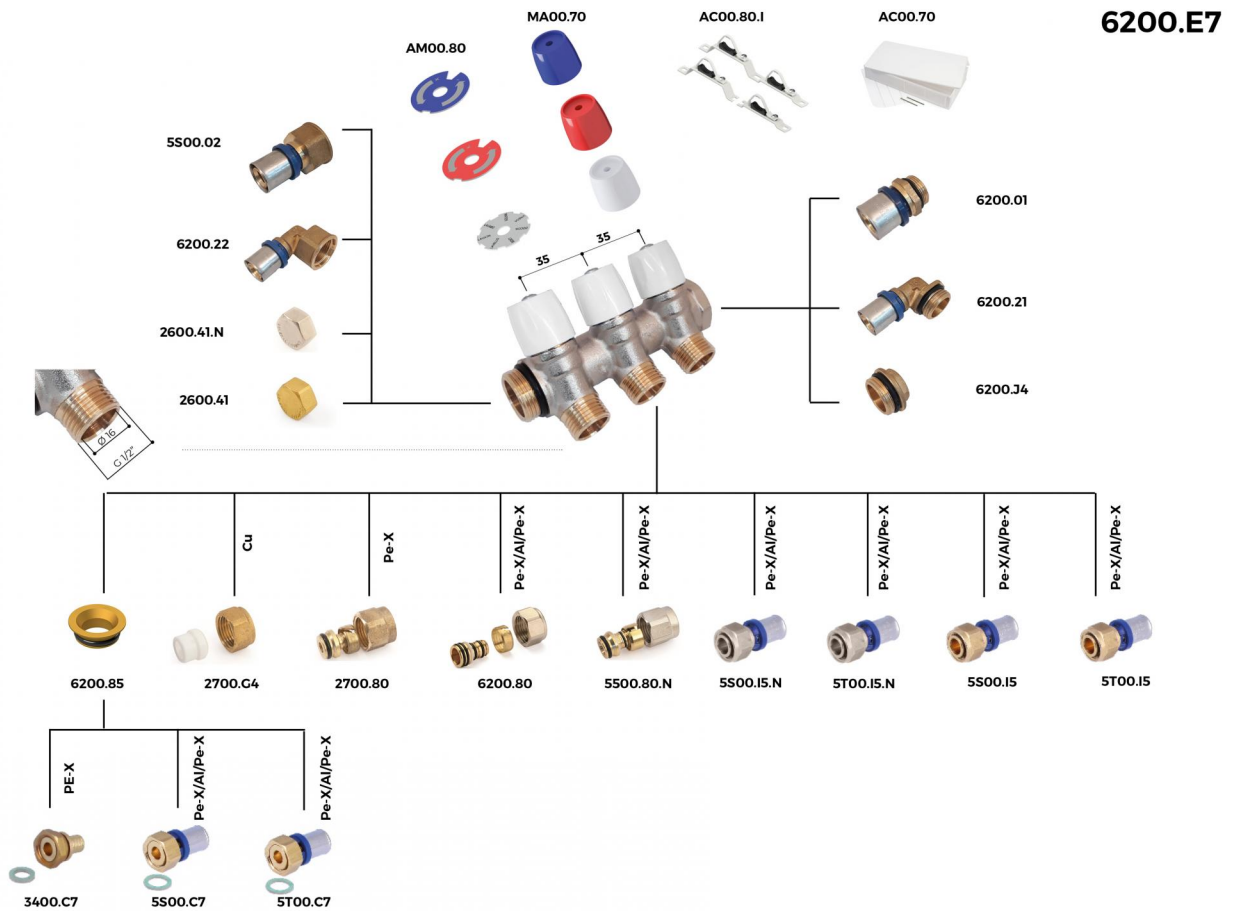
LEGEND	COMPONENTS	MATERIALS
	1 Top stem	Brass CW617N - UNI EN 12164
	2 Stop fork	Phosphor bronze
	3 Body	Brass CW617N - UNI EN 12164
	4 O-Ring	Elastomer for drinking water
	5 Bottom stem	Brass CW617N - UNI EN 12164
	6 Flat gasket	Elastomer for drinking water

6200.R6: COMPONENTS AND MATERIALS



LEGEND		COMPONENTS	MATERIALS
	1	Screw	Fe galvanized
	2	O-Ring	Elastomer for drinking water
	3	Lever	Aluminium
	4	Body	Brass CW617N - UNI EN 12165
	5	Self-seal O-Ring	Elastomer for drinking water
	6	Straight union	Brass CW617N - UNI EN 12165
	7	Ball	CW617N chromed
	8	Ball seal	Elastomer for drinking water
	9	Stem	Brass CW617N - UNI EN 12164

6200.E7: CONNECTION GUIDE



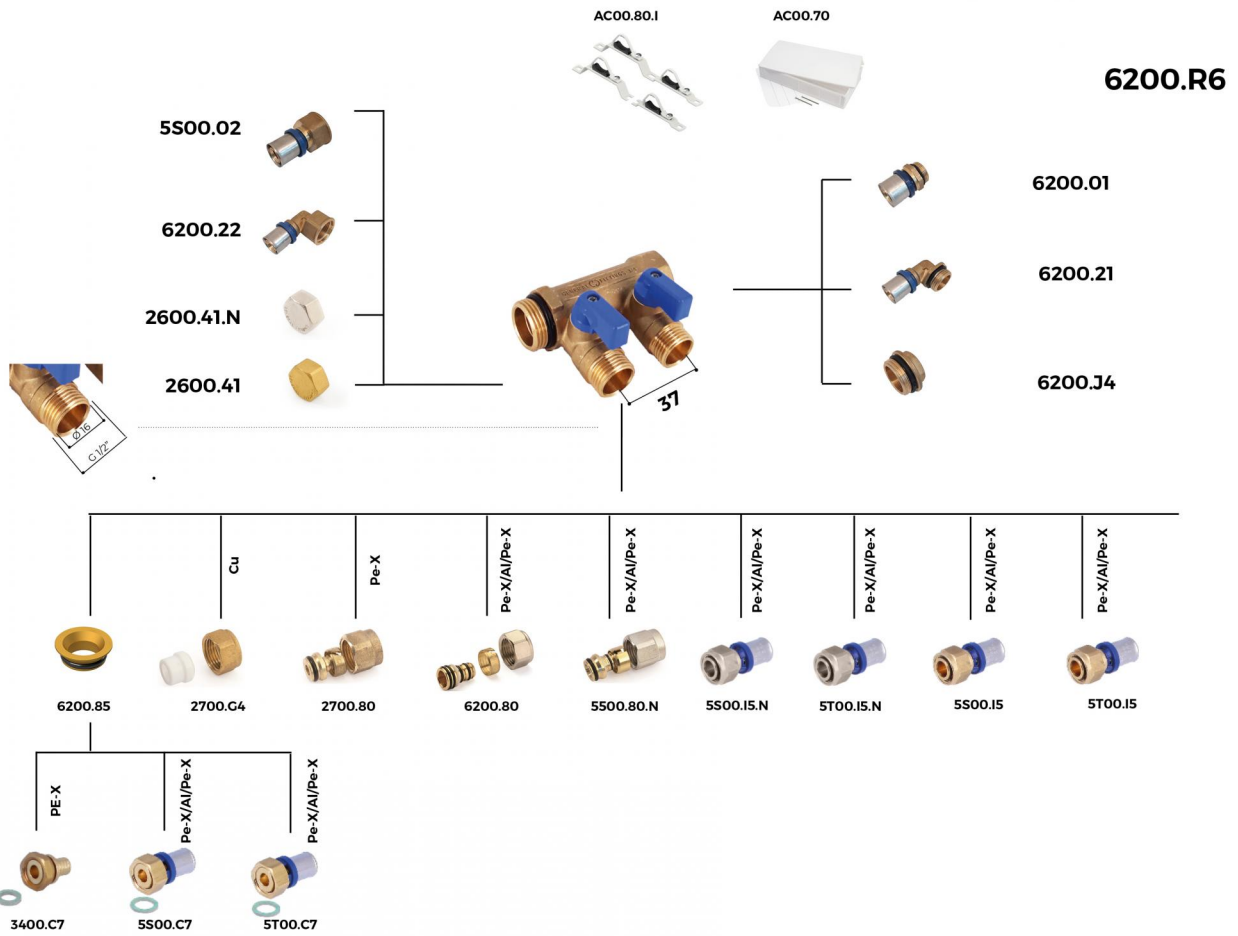
INSERTS AND FITTINGS

CODE	DESCRIPTION	PIPE
AM00.80	Destination label	
MA00.70	Knob	
AC00.80.I	Bracket for Flexus manifolds	
AC00.70	Manifold cabinet	
6200.85	Flat seal adapter	
2700.G4	Nut and monocone P.T.F.E	copper pipe
2700.80	Nut, olive and insert	Pe-X pipe
6200.80	Nickel-plated nut, olive and insert	multilayer pipe
5500.80.N	Nickel-plated nut, olive and insert	multilayer pipe
5T00.15	Straight fitting with loose nut and conical connection	multilayer pipe

INSERTS AND FITTINGS

5S00.I5	Straight fitting with loose nut and conical connection	multilayer pipe
5T00.I5.N	Nickel plated straight fitting with loose nut and conical connection	multilayer pipe
5S00.I5.N	Nickel-plated straight fitting with loose nut and conical connection	multilayer pipe
6200.01	Male straight fitting with O-Ring	
6200.21	Self-seal male elbow with O-Ring	
5S00.02	Female straight fitting	
6200.22	Self-seal female elbow with O-Ring	
2600.41/41.N	Female cap / Nickel plated female cap	
6200.J4	Male cap with O-Ring	
3400.C7	Straight fitting with loose nut and flat washer	Pe-X pipe
5S00.C7	Straight fitting with loose nut and flat washer	multilayer pipe
5T00.C7	Straight fitting with loose nut and flat washer	multilayer pipe

6200.R6: CONNECTION GUIDE



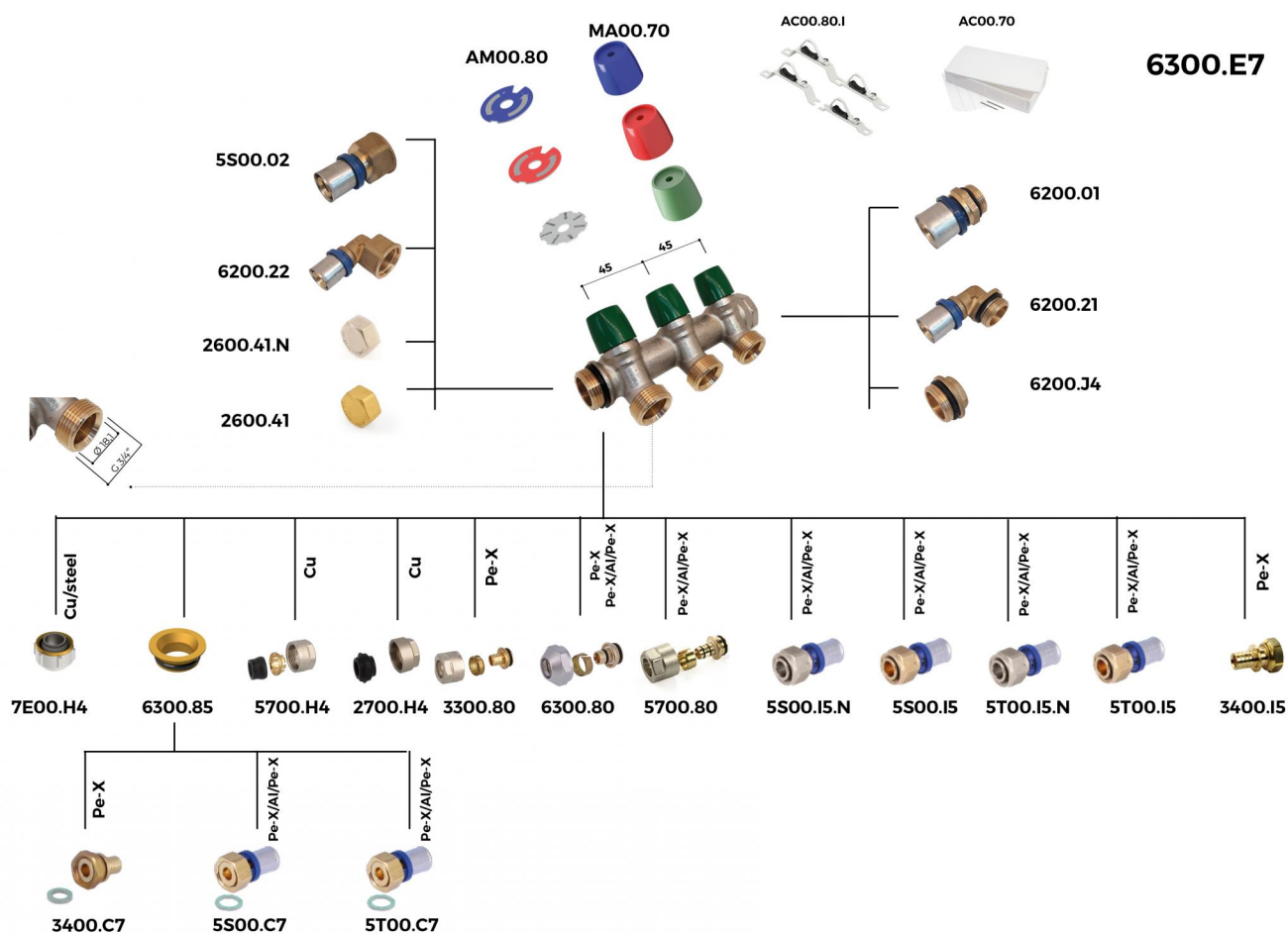
INSERTS AND FITTINGS

CODE	DESCRIPTION	PIPE
AC00.80.I	Bracket for Flexus manifolds	
AC00.70	Manifold cabinet	
6200.85	Flat seal adapter	
2700.G4	Nut and monocone P.T.F.E	copper pipe
2700.80	Nut, olive and insert	Pe-X pipe
6200.80	Nickel-plated nut, olive and insert	multilayer pipe
5500.80.N	Nickel-plated nut, olive and insert	multilayer pipe
5T00.I5	Straight fitting with loose nut and conical connection	multilayer pipe
5500.I5	Straight fitting with loose nut and conical connection	multilayer pipe

INSERTS AND FITTINGS

5T00.I5.N	Nickel-plated straight fitting with loose nut and conical connection	multilayer pipe
5S00.I5.N	Nickel-plated straight fitting with loose nut and conical connection	multilayer pipe
6200.01	Male straight fitting with O-Ring	
6200.21	Self-seal male elbow with O-Ring	
5S00.02	Female straight fitting	
6200.22	Self-seal female elbow with O-Ring	
2600.41/41.N	Female cap / Nickel plated female cap	
6200.J4	Male cap with O-Ring	
3400.C7	Straight fitting with loose nut and flat washer	Pe-X pipe
5S00.C7	Straight fitting with loose nut and flat washer	multilayer pipe
5T00.C7	Straight fitting with loose nut and flat washer	multilayer pipe



















6300.E7: CONNECTION GUIDE



6300.80	3300.80	Dado nichelato con ogiva e inserto eurocono	tubo Pe-X
INSERTS AND FITTINGS			
CODE		DESCRIPTION	PIPE
AM00.80		Destination label	
MA00.70		Knob	
AC00.80.I		Bracket for Flexus manifolds	
AC00.70		Manifold cabinet	
7E00.H4		Eurocone adapter	copper and steel pipe
6300.85		Flat seal adapter	
5700.H4		Nickel plated nut with assembled ring and gasket	copper pipe
2700.H4		Nickel plated nut with assembled ring and gasket	copper pipe

3300.80	Nickel plated nut, olive and insert eurocone	Pe-X pipe
5700.80	Nickel plated nut, olive and insert eurocone	multilayer pipe
6300.80	Nickel plated nut, olive and insert eurocone	multilayer pipe, Pe-X pipe (only for Ø17)
5S00.15	Straight fitting with loose nut and conical connection	multilayer pipe
5T00.15	Straight fitting with loose nut and conical connection	multilayer pipe
5T00.15.N	Nickel-plated straight fitting with loose nut and conical connection	multilayer pipe
5S00.15.N	Nickel-plated straight fitting with loose nut and conical connection	multilayer pipe
3400.15	Straight fitting with loose nut and eurocone connection	Pe-X pipe
3400.C7	Straight fitting with loose nut and flat washer	Pe-X pipe
5S00.C7	Straight fitting with loose nut and flat washer	multilayer pipe
5T00.C7	Straight fitting with loose nut and flat washer	multilayer pipe
6200.01	Male straight fitting with O-Ring	
6200.21	Self-seal male elbow with O-Ring	
5S00.02	Female straight fitting	
6200.22	Self-seal female elbow with O-Ring	
2600.41/41.N	Female cap / Nickel plated female cap	
6200.J4	Male cap with O-Ring	

CERTIFICATIONS

COUNTRY	CERTIFICATION	COUNTRY	CERTIFICATION	COUNTRY	CERTIFICATION
					
					
					

REGULATIONS

- UNI EN ISO 228-1:2003

Threads complies with UNI EN ISO 228-1:2003 law: "Piping thread for coupling not with tightness on the thread"

- UNI EN 13828 (only for 6200.R6)

"Ball valves of copper alloys and stainless steel hand operated, for the supply of drinking water in buildings".

- D.M. 174 (06/04/2004)

Raw materials used are of high quality and comply with the Ministerial Decree N°174 dated 06/04/2004 concerning the materials and the items used in fixed installations for water collection, treatment and supply.

- EN ISO 1254 part 2,3,4

Copper and copper alloys - Plumbing fittings

- Comply with 4MS, UBA List (BC group), DIN 50930/6 Dir. 2011/65/UE, 6C attachment III (RhOSII).

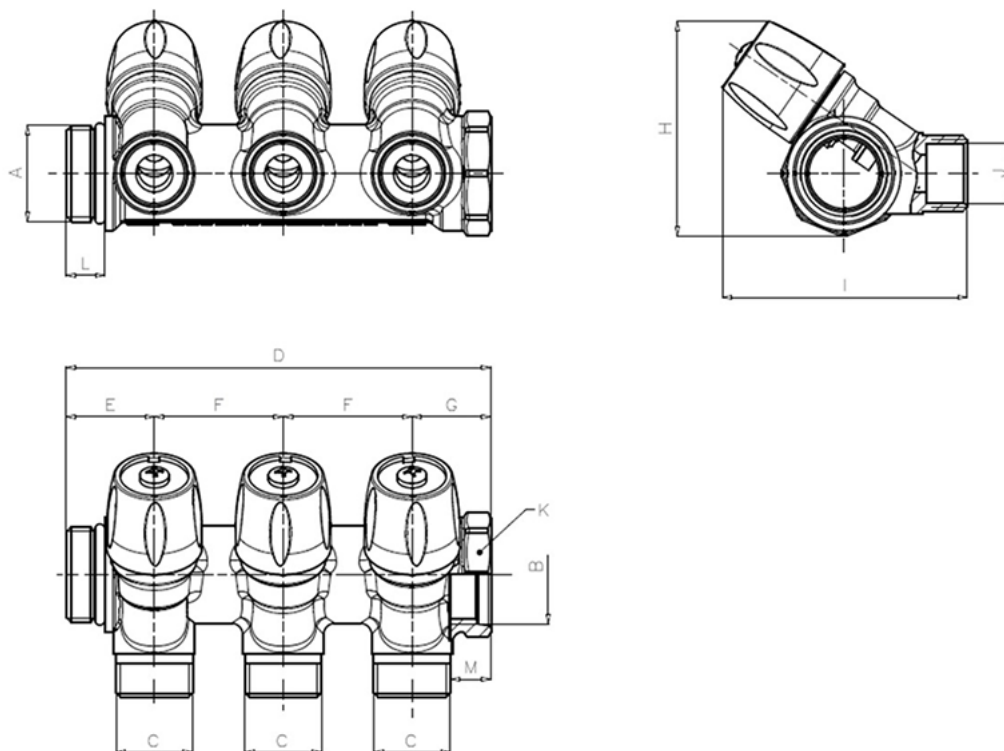
ASSEMBLY INSTRUCTIONS

FLEXUS manifolds can be assembled in AC00.70 cabinet which includes fixing kit.



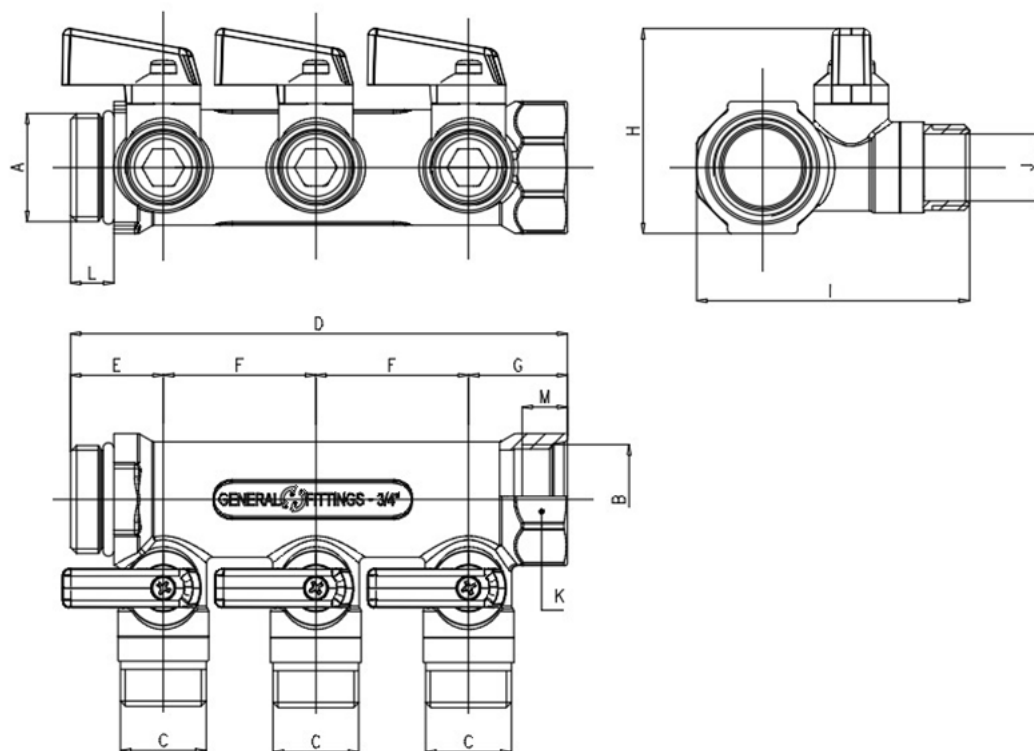
CODE	SIZE
AC0070H203295H	260x320x95
AC0070H204095H	260x400x95
AC0070H205095H	260x500x95

DIMENSIONS 6200.E7



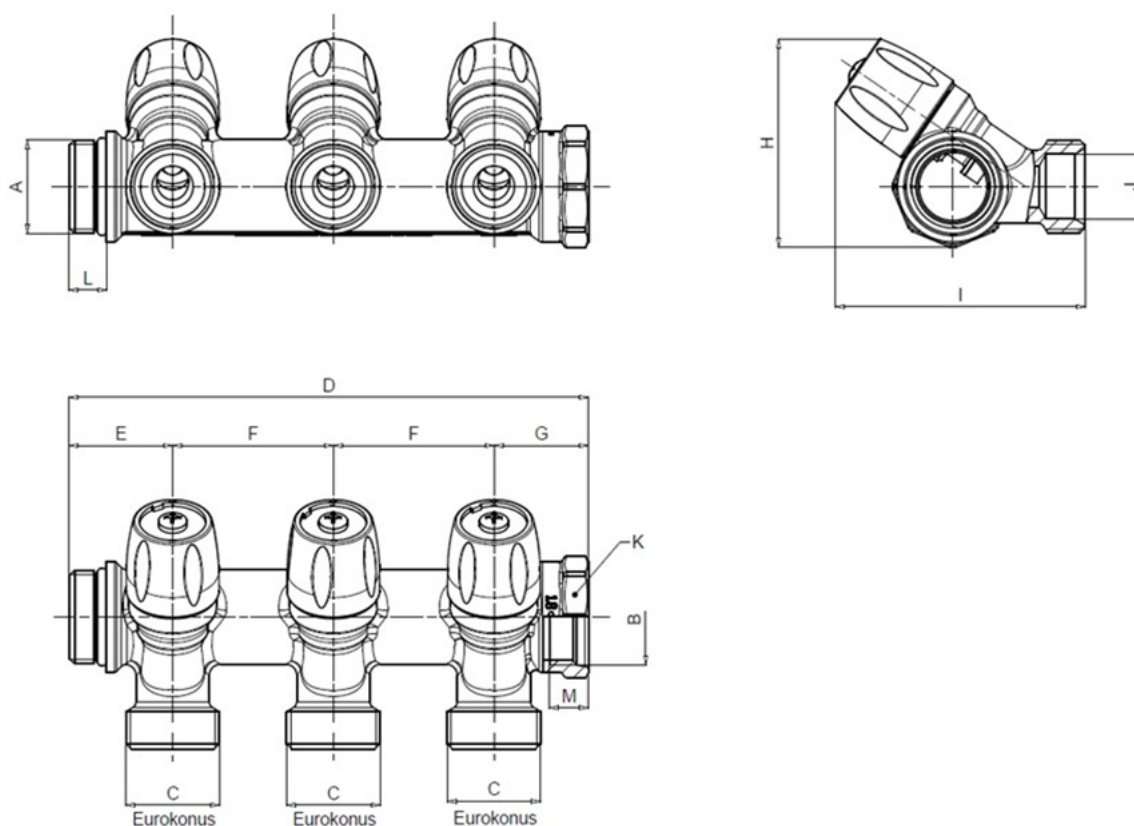
CODE	A	B	C	D	E	F	G	H	I	K	J	L
6200E7N0504W2A 6200E7N0504B2A 6200E7N0504R2A	G 3/4"		G 1/2"	80.5	24	35	21.5	58	66	32	Ø16,2 5	10.5
6200E7N0504W3A 6200E7N0504B3A 6200E7N0504R3A	G 3/4"		G 1/2"	115.5	24	35	21.5	58	66	32	Ø16,2 5	10.5
6200E7N0504W4A 6200E7N0504B4A 6200E7N0504R4A	G 3/4"		G 1/2"	150.5	24	35	21.5	58	66	32	Ø16,2 5	10.5
6200E7N1004W2A 6200E7N1004B2A 6200E7N1004R2A	G 1"		G 1/2"	92	28	35	29	62	68	38	Ø16,2 5	12
6200E7N1004W3A 6200E7N1004B3A 6200E7N1004R3A	G 1"		G 1/2"	127	28	35	29	62	68	38	Ø16,2 5	12
6200E7N1004W4A 6200E7N1004B3A 6200E7N1004R3A	G 1"		G 1/2"	162	28	35	29	62	68	38	Ø16,2 5	12

DIMENSIONS 6200.R6



CODE	A	B	C	D	E	F	G	H	I	K	J	L
6200R6H0504B2A 6200R6H0504R2A	G 3/4"		G 1/2"	83.5	22.5	37	24	49.7	66.5	32	Ø16,2 5	10.5
6200R6H0504B3A 6200R6H0504R3A	G 3/4"		G 1/2"	157.5	22.5	37	24	49.7	66.5	32	Ø16,2 5	10.5
6200R6H0504B4A 6200R6H0504R4A	G 3/4"		G 1/2"	120.5	22.5	37	24	49.7	66.5	32	Ø16,2 5	10.5
6200R6H1004B2A 6200R6H1004R2A	G 1"		G 1/2"	87	24	37	26	52.7	72.5	38	Ø16,2 5	12
6200R6H1004B3A 6200R6H1004R3A	G 1"		G 1/2"	87	24	37	26	52.7	72.5	38	Ø16,2 5	12

DIMENSIONI 6300.E7



CODE	A	B	C	D	E	F	G	H	I	K	J	L
6300E7N0505V2A 6300E7N0505R2A 6300E7N0505B2A	G 3/4"		3/4" Ek.	100.5	29	45	26.5	58	70	32	Ø18,1	10.5
6300E7N0505V3A 6300E7N0505R3A 6300E7N0505B3A	G 3/4"		3/4" Ek.	145.5	29	45	26.5	58	70	32	Ø18,1	10.5
6300E7N0505V4A 6300E7N0505R4A 6300E7N0505B4A	G 3/4"		3/4" Ek.	190.5	29	45	26.5	58	70	32	Ø18,1	10.5
6300E7N1005V2A 6300E7N1005R2A 6300E7N1005B2A	G 1"		3/4" Ek.	102	28	45	29	62	70	38	Ø18,1	13
6300E7N1005V3A 6300E7N1005R3A 6300E7N1005B3A	G 1"		3/4" Ek.	147	28	45	29	62	70	38	Ø18,1	13
6300E7N1005V4A 6300E7N1005R4A 6300E7N1005B4A	G 1"		3/4" Ek.	192	28	45	29	62	70	38	Ø18,1	13



GENERAL FITTINGS SPA

Via Golgi 73/75, 25064 Gussago (BS) - ITALY

te. +39 030 3739017

www.generalfittings.it