

VARMO DRY

VARMO DRY Technical Data Sheet

Fiber plaster panel

Contents

DESCRIPTION	3
ADVANTAGES	4
FIELDS OF APPLICATION	4
DIMENSIONAL FEATURES	5
GYPSUM FIBRE DATA SHEET	5
STRATIGRAPHY	6
LAYING INSTRUCTIONS	7

Fiber plaster panel

VARMO DRY**DESCRIPTION**

VARMO DRY is an innovative system that allows floor heating to be realised in just 2 cm (excluding covering), and meets space requirements especially in renovations.

This solution is called 'dry' because no concrete screed is made.

Traces have been obtained on the panels to insert a small diameter pipe (11.6 or 12 mm), which guarantees a low thermal inertia

A warning before installing VARMO DRY is to have a smooth support surface.

In case of renovations of existing homes it is recommended to fix the panels directly on the existing flooring.




It is advisable to keep the pipe housing tracks clean.

Recommendations: the panel must always be protected from direct sunlight and stored in a dry, ventilated place, away from heat sources and open flames.

ADVANTAGES

- Reduced encumbrances : installations can be realised in just 2 centimetres (excluding flooring)
- Can be laid on pre-existing floors
- Quick and easy to install: no screed required
- Low thermal inertia: temperature is reached in a very short time
- No limitations on the choice of floor coverings
- Ideal for renovations

FIELDS OF APPLICATION

APPLICATIONS	
	Underfloor heating
	Dry solution
	System thickness 20mm (without covering)

DIMENSIONAL FEATURES

	PI00VDW18GFBPH	PI00VDW18GFL0H
Total panel dimension (mm)	600x298	1.200x600
Total height (mm)	18	
Pipes (mm)	11,6 - 12	
Surface weight kg/m ²	21	
Minimum laying pitch (mm)	100	

GYPSUM FIBRE DATA SHEET

Composition Gypsum fibre: 80% gypsum, 20% cellulose fibre from recycled newsprint.

Surface finishing of the slabs: sanding and light treatment with natural-based hydrophobising primer on both faces of the slab.

Thickness tolerance: +/- 0.2 mm

Brinell hardness: 30 n/mm²

Nominal dry density: 150±50 kg/m³

Surface weight: 21 kg/m²

Fire reaction class: A2,s1-d0 (EN 13501-1)

Vapour diffusion resistance factor: $\mu=13$

Swelling after 24h in water: < 2%

Thermal conductivity: $\lambda = 0.32$ W/mK

Heat capacity / specific heat c: 1.1kJ/kgK


Coefficient of thermal expansion: 0.001%/K

Expansion/curving due to 30% change in relative humidity (at 20°C): 0.25 mm/m

Compensation humidity at 65% relative humidity and a temperature of 20°C: 1.3%.

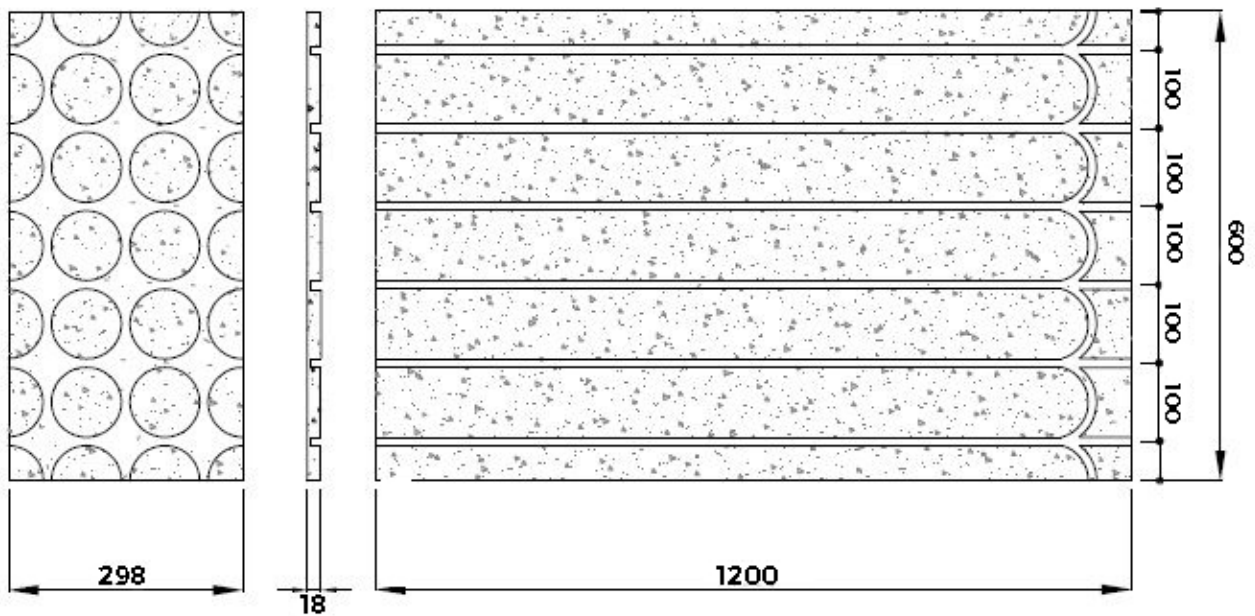
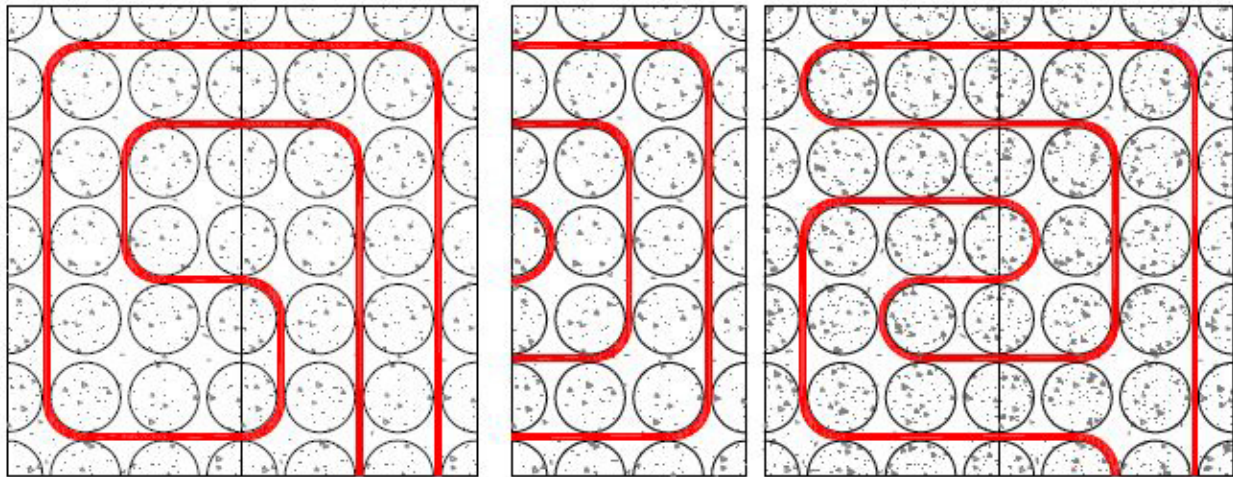
Ph value: 7-8

STRATIGRAPHY



Key	Description
1	Skirting
2	Covering
3	Levelling mortar
4	Pipe
5	Varmo Dry insulating panel
6	Edge Strip
7	Floor slab

LAYING INSTRUCTIONS



VARMO DRY panels are made in different versions: the largest is used where the pipe has a straight path, the

smallest is positioned where the pipe must be blended. The installation distance is constant at 10 cm. To avoid excessive pressure drops, it is recommended that the length of the circuits does not exceed 60 m (equivalent to 6.5 m²).

Since the flow rate for each panel (120 ÷ 140 l / h max) is limited, it is possible to use a split connection fitting in order to reduce the size of the manifold.



GENERAL FITTINGS SPA

Via Golgi 73/75, 25064 Gussago (BS) - ITALY

te. +39 030 3739017

www.generalfittings.it